

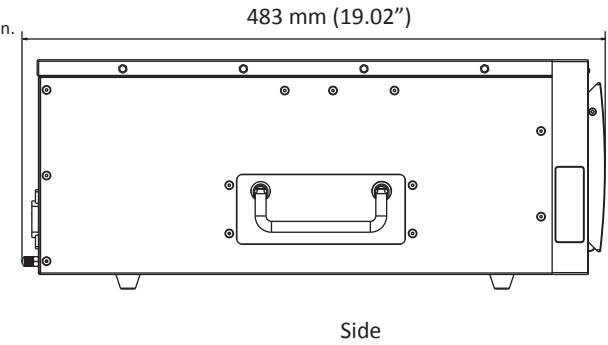
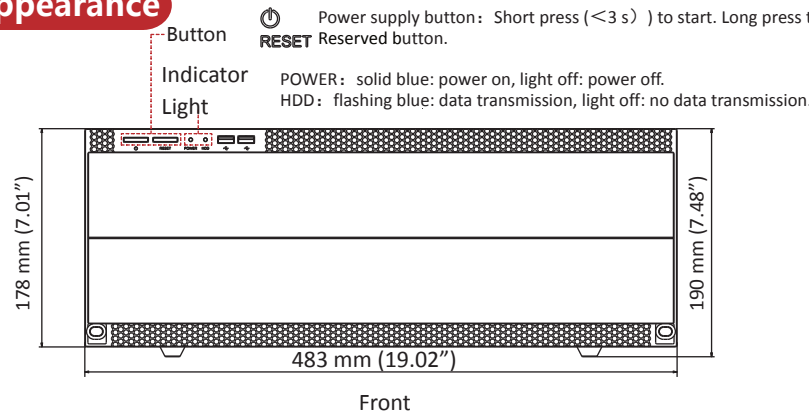


Optical Fiber Sensing Server

Quick Start Guide

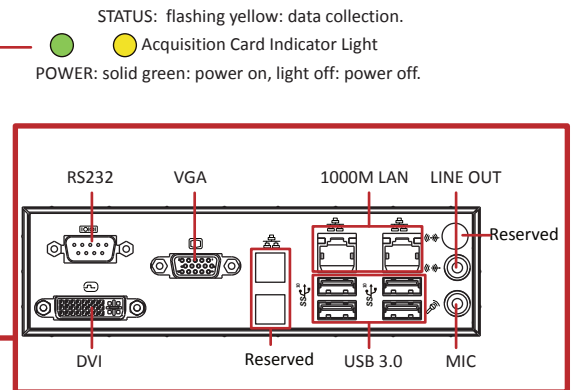
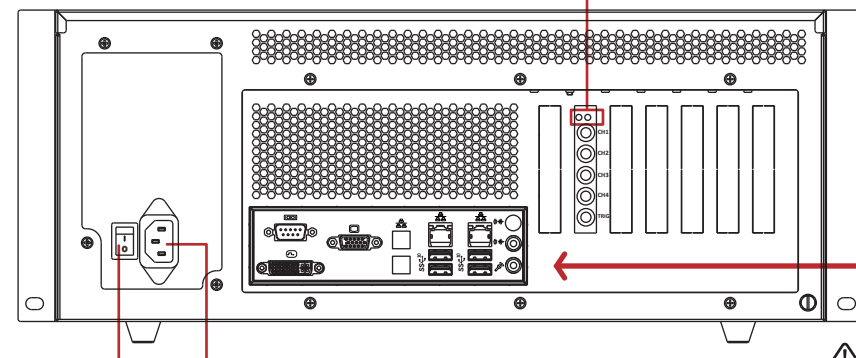
UD37363B-A

1 Appearance



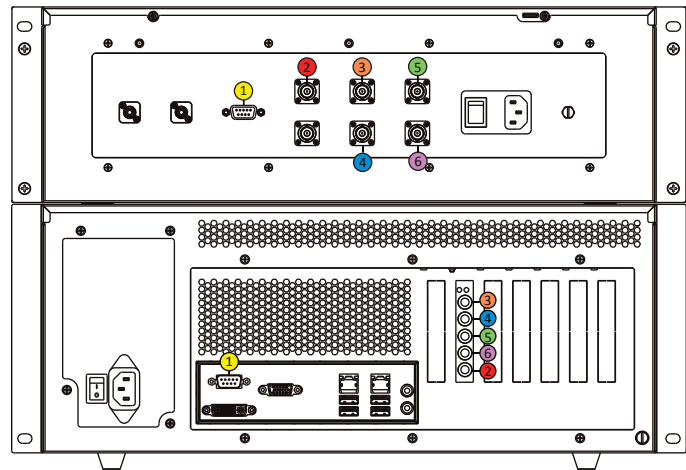
2 Wiring

Interfaces:



STATUS: flashing yellow: data collection.
Acquisition Card Indicator Light
POWER: solid green: power on, light off: power off.

The processor needs to be used together with the server, and the connection method is shown in the figure below:



⚠ Safety Instruction

- In the use of the product, you must be in strict compliance with the electrical safety regulations of the nation and region.
- The device shall not be exposed to dripping or splashing and that no objects filled with liquids, such as vases, shall be placed on the device.
- Caution: To reduce the risk of fire, replace only with same type and rating of fuse.
- The device must be connected to an earthed mains socket-outlet.
- This device is not suitable for use in locations where children are likely to be present.
- CAUTION: Risk of explosion if the battery is replaced by an incorrect type.
- Improper replacement of the battery with an incorrect type may defeat a safeguard (for example, in the case of some lithium battery types).
- Do not dispose of the battery into fire or a hot oven, or mechanically crush or cut the battery, which may result in an explosion.
- Do not leave the battery in an extremely high temperature surrounding environment, which may result in an explosion or the leakage of flammable liquid or gas.
- Do not subject the battery to extremely low air pressure, which may result in an explosion or the leakage of flammable liquid or gas.
- Dispose of used batteries according to the instructions.
- If the device has been designed or, when required, modified for connection to an IT power distribution system, the device installation instructions shall so state.
- No naked flame sources, such as lighted candles, should be placed on the device.
- If the USB port of the device is not designed for charging, connect the USB port to a mouse, keyboard, or USB flash drive only. Do not connect it to power supply or other loads.
- This device is suitable for use in server room or cabinet only.
- Never place the device in an unstable location. The device may fall, causing serious personal injury or death.
- Do not touch the sharp edges or corners.
- For the device with fan blades, keep body parts away from fan blades. Disconnect the power source during servicing.
- If the device is intended to be moved or used in a certain direction, keep the required direction when moving or using the device.

About this Document
This Document includes instructions for using and managing the Product. Pictures, charts, images and all other information hereinafter are for description and explanation only.

The information contained in the Document is subject to change, without notice, due to firmware updates or other reasons. Please find the latest version of the Document at the Hikvision website (<https://www.hikvision.com>). Unless otherwise agreed, Hangzhou Hikvision Digital Technology Co., Ltd. or its affiliates (hereinafter referred to as "Hikvision") makes no warranties, express or implied.

Please use the Document with the guidance and assistance of professionals trained in supporting the Product.

About this Product
This product can only enjoy the after-sales service support in the country or region where the purchase is made.

Acknowledgment of Intellectual Property Rights
Hikvision owns the copyrights and/or patents related to the technology embodied in the Products described in this Document, which may include licenses obtained from third parties.

Any part of the Document, including text, pictures, graphics, etc., belongs to Hikvision. No part of this Document may be excerpted, copied, translated, or modified in whole or in part by any means without written permission.

HIKVISION and other Hikvision's trademarks and logos are the properties of Hikvision in various jurisdictions.

Other trademarks and logos mentioned are the properties of their respective owners.

LEGAL DISCLAIMER
TO THE MAXIMUM EXTENT PERMITTED BY APPLICABLE LAW, THIS DOCUMENT AND THE PRODUCT DESCRIBED, WITH ITS HARDWARE, SOFTWARE AND FIRMWARE, ARE PROVIDED "AS IS" AND "WITH ALL FAULTS AND ERRORS". HIKVISION MAKES NO WARRANTIES, EXPRESS OR IMPLIED, INCLUDING WITHOUT LIMITATION, MERCHANTABILITY, SATISFACTORY QUALITY, OR FITNESS FOR A PARTICULAR PURPOSE. THE USE OF THE PRODUCT BY YOU IS AT YOUR OWN RISK. IN NO EVENT WILL HIKVISION BE LIABLE TO YOU FOR ANY SPECIAL, CONSEQUENTIAL, INCIDENTAL, OR INDIRECT DAMAGES, INCLUDING, AMONG OTHERS, DAMAGES FOR LOSS OF BUSINESS PROFITS, BUSINESS INTERRUPTION, OR LOSS OF DATA, CORRUPTION OF SYSTEMS, OR LOSS OF DOCUMENTATION, WHETHER BASED ON BREACH OF CONTRACT, TORT (INCLUDING NEGLIGENCE), PRODUCT LIABILITY, OR OTHERWISE, IN CONNECTION WITH THE USE OF THE PRODUCT, EVEN IF HIKVISION HAS BEEN ADVISED OF THE POSSIBILITY OF SUCH DAMAGES OR LOSS.

YOU ACKNOWLEDGE THAT THE NATURE OF THE INTERNET PROVIDES FOR INHERENT SECURITY RISKS, AND HIKVISION SHALL NOT TAKE ANY RESPONSIBILITIES FOR ABNORMAL OPERATION, PRIVACY LEAKAGE OR OTHER DAMAGES RESULTING FROM CYBER-ATTACK, HACKER ATTACK, VIRUS INFECTION, OR OTHER INTERNET SECURITY RISKS; HOWEVER, HIKVISION WILL PROVIDE TIMELY TECHNICAL SUPPORT IF REQUIRED.

YOU AGREE TO USE THIS PRODUCT IN COMPLIANCE WITH ALL APPLICABLE LAWS, AND YOU ARE SOLELY RESPONSIBLE FOR ENSURING THAT YOUR USE CONFORMS TO THE APPLICABLE LAW. ESPECIALLY, YOU ARE RESPONSIBLE, FOR USING THIS PRODUCT IN A MANNER THAT DOES NOT INFRINGE ON THE RIGHTS OF THIRD PARTIES, INCLUDING WITHOUT LIMITATION, RIGHTS OF PUBLICITY, INTELLECTUAL PROPERTY RIGHTS, OR DATA PROTECTION AND OTHER PRIVACY RIGHTS. YOU SHALL NOT USE THIS PRODUCT FOR ANY PROHIBITED END-USES, INCLUDING THE DEVELOPMENT OR PRODUCTION OF WEAPONS OF MASS DESTRUCTION, THE DEVELOPMENT OR PRODUCTION OF CHEMICAL OR BIOLOGICAL WEAPONS, ANY ACTIVITIES IN THE CONTEXT RELATED TO ANY NUCLEAR EXPLOSIVE OR UNSAFE NUCLEAR FUEL-CYCLE, OR IN SUPPORT OF HUMAN RIGHTS ABUSES.

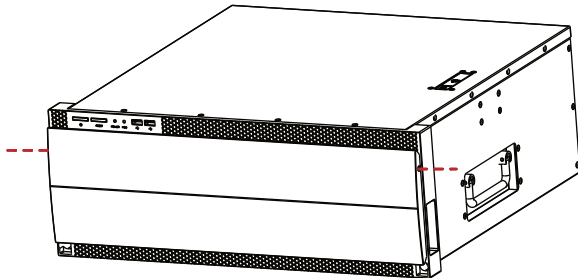
IN THE EVENT OF ANY CONFLICTS BETWEEN THIS DOCUMENT AND THE APPLICABLE LAW, THE LATTER PREVAILS.

© Hangzhou Hikvision Digital Technology Co., Ltd. All rights reserved.

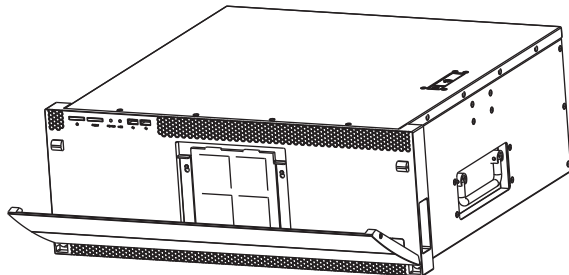
⚠ Precautions

- For the device with ventilation openings, the ventilation openings should not be impeded by covering the ventilation openings with items, such as newspapers, table-cloths, and curtains. The openings shall never be blocked by placing the device on a bed, sofa, rug, or other similar surface.
- If the device has ventilation openings and distance requirements for heat dissipation, keep a proper distance around the device for sufficient ventilation.
- When installing devices, ensure that cables are firmly installed and in good contact with each other, and that there is sufficient installation space. The bending radius of the cable should be at least five times the outer diameter of the cable.
- Avoid placing the device upright; otherwise, the hard disk may run abnormally.

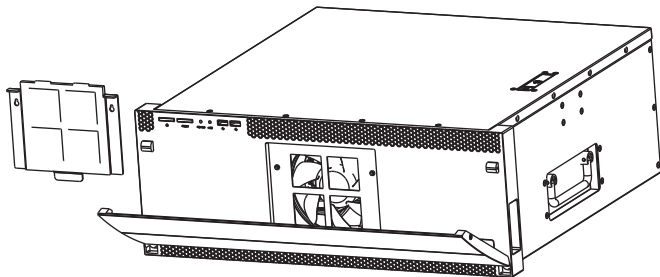
If you need to replace or clean the filter cotton (excessive impurities in the filter cotton will affect the heat dissipation effect), the operation is as follows:



1、Loosen the screws.



2、Open the front panel and you can see the filter cotton and filter cotton bracket inside.



3、Remove the filter cotton bracket and filter cotton, replace or clean the filter cotton, and then reinstall it. After completion, close the front panel and tighten the screws.

3 Power On

- 1、Connect the server to the processor.
- 2、Connect the server to the display screen, keyboard, and mouse.
- 3、Connect the power cables of the server and processor separately, turn on the power switch, and the device will automatically turn on.
- 4、The default administrator username for the server is root and the password is hik12345. The password must be changed when starting up for the first time, and the server defaults to the login command line interface. To enter the graphical interface, you can enter 'systemctl set default graphical.target' and restart, or let the installation personnel operate it.
- 5、After entering the graphical interface, the local client can be opened for debugging.

For more instructions, please refer to the user manual.



Specification

Optical Fiber Sensing Server		
Basic Parameter	Sampling Rate	250 MS/s
User	Installer	1
	Administrator	1
	User	A number of
Storage	HDD Storage	Support 1 256G SSD and 1 1T Mechanical HDD
Function	LED Indicator	Power indicator, HDD indicator
	Buzzer	Stay buzzing for tampering alarm
	Switch	Rocker switch for power, shutdown button
Network	Network Protocol	Support ISAPI, OTAP, TCP
Communication	Communication Method	Wired communication
Interface	Audio Out	1 audio out interface
	Power Interface	1 power input interface with 100 to 240 VAC power input
	Function Interface	6 USB 3.0 interfaces, 2 1000M network interfaces, 1 VGA interface, 1 DVI interface, 2 RS-232 interfaces, 3 SMA interfaces
General	Power	100 to 240 VAC, 50/60 Hz, 2.5 A
	Material	Metal
	Dimension	186 mm × 483 mm × 475 mm (7.32" × 19.02" × 18.70")
	Package Dimension	370 mm × 660 mm × 650 mm (14.57" × 25.98" × 25.59")
	Weight	Approx. 15 kg (33.07 lb.)
	Color	Black
	Operating Temperature	-15 °C to 55 °C (5 °F to 131 °F)
	Operating Humidity	0% to 93% (± 2%)
Power Consumption	< 60 W	

These clauses apply only to the products bearing the corresponding mark or information.

EU/UK Compliance Statement

CE This product and - if applicable - the supplied accessories too are marked with "CE" and comply therefore with the applicable harmonized European standards listed under the Directive 2014/30/EU (EMCD) and Directive 2011/65/EU (RoHS).


Note: The products with the input voltage of within 50 to 1000 VAC or 75 to 1500 VDC comply with Directive 2014/35/EU (LVD), and the rest products comply with Directive 2001/95/EC (GPSD). Please check the specific power supply information for reference. The full text of the EU declaration of conformity is available at the following internet address: <https://www.hikvision.com/en/support/compliance/declaration-of-conformity>.

UK CA This product and - if applicable - the supplied accessories too are marked with "UKCA" and comply therefore with the following directives: Electromagnetic Compatibility Regulations 2016, Electrical Equipment (Safety) Regulations 2016, the Restriction of

the Use of Certain Hazardous Substances in Electrical and Electronic Equipment Regulations 2012.

 Directive 2012/19/EU (WEEE Directive): Products marked with this symbol cannot be disposed of as unsorted municipal waste in the European Union. For proper recycling, return this product to your local supplier upon the purchase of equivalent new equipment, or dispose of it at designated collection points. For more information see: www.recyclethis.info.

According to the Waste Electrical and Electronic Equipment Regulations 2013: Products marked with this symbol cannot be disposed of as unsorted municipal waste in the United Kingdom. For proper recycling, return this product to your local supplier upon the purchase of equivalent new equipment, or dispose of it at designated collection points. For more information see: www.recyclethis.info.

 Directive 2006/66/EC and its amendment 2013/56/EU (Battery Directive): This product contains a battery that cannot be disposed of as unsorted municipal waste in the European Union. See the product documentation for specific battery information. The

battery is marked with this symbol, which may include lettering to indicate cadmium (Cd), lead (Pb), or mercury (Hg). For proper recycling, return the battery to your supplier or to a designated collection point. For more information see: www.recyclethis.info. According to the Batteries and Accumulators (Placing on the Market)

Regulations 2008 and the Waste Batteries and Accumulators Regulations 2009: This product contains a battery that cannot be disposed of as unsorted municipal waste in the United Kingdom. See the product documentation for specific battery information. The battery is marked with this symbol, which may include lettering to indicate cadmium (Cd), lead (Pb), or mercury (Hg). For proper recycling, return the battery to your supplier or to a designated collection point. For more information see: www.recyclethis.info.

Industry Canada ICES-003 Compliance
This device meets the CAN ICES-003 (B) / NMB-003 (B) standards requirements.

Conformité Industrie Canada ICES-003
Cet appareil répond aux exigences des normes CAN ICES-003 (B) / NMB-003 (B).

KC
B급 기기: 이 기기는 가정용(B급) 전자파적합기기로서 주로 가정에서 사용하는 것을 목적으로 하며, 모든 지역에서 사용할 수 있습니다.