

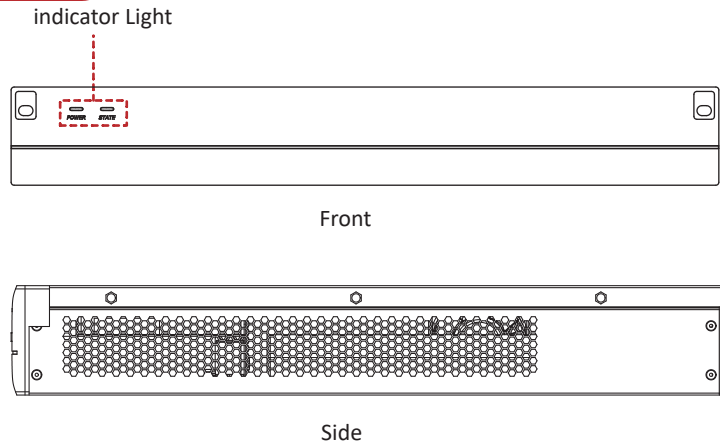


Vibration Fiber Optical Sensing Terminal

Quick Start Guide

UD37364B-B

# 1 Appearance



## Indicator Light

### POWER: Power Indicator Light

Solid blue: power on.  
Light off: power off.

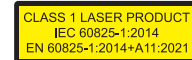
### STATE: State Indicator Light

Solid blue: normal working.  
Flashing red: wired network exception.  
Solid red: device error (including all-in-one module error, FPGA exception, HDD error, tampering alarm).

# 2 Wiring

## Safety Instruction

- In the use of the product, you must be in strict compliance with the electrical safety regulations of the nation and region.
- The device shall not be exposed to dripping or splashing and that no objects filled with liquids, such as vases, shall be placed on the device.
- Caution: To reduce the risk of fire, replace only with same type and rating of fuse.
- The device must be connected to an earthed mains socket-outlet.
- If the device has been designed or, when required, modified for connection to an IT power distribution system, the device installation instructions shall so state.
- No naked flame sources, such as lighted candles, should be placed on the device.
- This device is suitable for use in server room or cabinet only.
- Never place the device in an unstable location. The device may fall, causing serious personal injury or death.
- Do not touch the sharp edges or corners.
- If the device is intended to be moved or used in a certain direction, keep the required direction when moving or using the device.

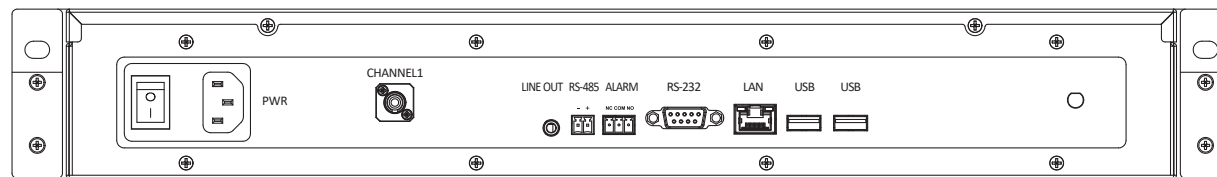


CLASS 1 LASER PRODUCT

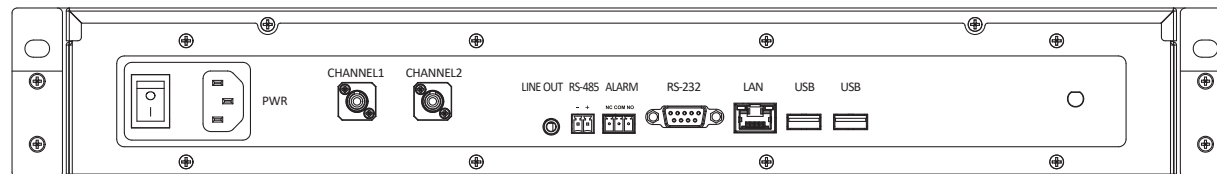
The product meets the requirements of Class 1 laser products. Class 1 Laser products that are safe during use, including long-term direct intrabeam viewing, even when exposure occurs while using telescopic optics.



Do not plug and unplug optical fiber cables with electricity. Please operate after powering off.



### Rear Panel Interface of Single Channel



### Rear Panel Interface of Dual Channels

## About this Document

This Document includes instructions for using and managing the Product. Pictures, charts, images and all other information hereinafter are for description and explanation only.

The information contained in the Document is subject to change, without notice, due to firmware updates or other reasons. Please find the latest version of the Document at the Hikvision website (<https://www.hikvision.com>). Unless otherwise agreed, Hangzhou Hikvision Digital Technology Co., Ltd. or its affiliates (hereinafter referred to as "Hikvision") makes no warranties, express or implied.

Please use the Document with the guidance and assistance of professionals trained in supporting the Product.

## About this Product

This product can only enjoy the after-sales service support in the country or region where the purchase is made.

## Acknowledgment of Intellectual Property Rights

Hikvision owns the copyrights and/or patents related to the technology embodied in the Products described in this Document, which may include licenses obtained from third parties.

Any part of the Document, including text, pictures, graphics, etc., belongs to Hikvision. No part of this Document may be excerpted, copied, translated, or modified in whole or in part by any means without written permission.

HIKVISION and other Hikvision's trademarks and logos are the properties of Hikvision in various jurisdictions.

Other trademarks and logos mentioned are the properties of their respective owners.

## LEGAL DISCLAIMER

TO THE MAXIMUM EXTENT PERMITTED BY APPLICABLE LAW, THIS DOCUMENT AND THE PRODUCT DESCRIBED, WITH ITS HARDWARE, SOFTWARE AND FIRMWARE, ARE PROVIDED "AS IS" AND "WITH ALL FAULTS AND ERRORS". HIKVISION MAKES NO WARRANTIES, EXPRESS OR IMPLIED, INCLUDING

WITHOUT LIMITATION, MERCHANTABILITY, SATISFACTORY QUALITY, OR FITNESS FOR A PARTICULAR PURPOSE. THE USE OF THE PRODUCT BY YOU IS AT YOUR OWN RISK. IN NO EVENT WILL HIKVISION BE LIABLE TO YOU FOR ANY SPECIAL, CONSEQUENTIAL, INCIDENTAL, OR INDIRECT DAMAGES, INCLUDING, AMONG OTHERS, DAMAGES FOR LOSS OF BUSINESS PROFITS, BUSINESS INTERRUPTION, OR LOSS OF DATA, CORRUPTION OF SYSTEMS, OR LOSS OF DOCUMENTATION, WHETHER BASED ON BREACH OF CONTRACT, TORT (INCLUDING NEGLIGENCE), PRODUCT LIABILITY, OR OTHERWISE, IN CONNECTION WITH THE USE OF THE PRODUCT, EVEN IF HIKVISION HAS BEEN ADVISED OF THE POSSIBILITY OF SUCH DAMAGES OR LOSS.

YOU ACKNOWLEDGE THAT THE NATURE OF THE INTERNET PROVIDES FOR INHERENT SECURITY RISKS, AND HIKVISION SHALL NOT TAKE ANY RESPONSIBILITIES FOR ABNORMAL OPERATION, PRIVACY LEAKAGE OR OTHER DAMAGES RESULTING FROM CYBER-ATTACK, HACKER ATTACK, VIRUS INFECTION, OR OTHER INTERNET SECURITY RISKS; HOWEVER, HIKVISION WILL PROVIDE TIMELY TECHNICAL SUPPORT IF REQUIRED.

YOU AGREE TO USE THIS PRODUCT IN COMPLIANCE WITH ALL APPLICABLE LAWS, AND YOU ARE SOLELY RESPONSIBLE FOR ENSURING THAT YOUR USE CONFORMS TO THE APPLICABLE LAW. ESPECIALLY, YOU ARE RESPONSIBLE, FOR USING THIS PRODUCT IN A MANNER THAT DOES NOT INFRINGE ON THE RIGHTS OF THIRD PARTIES, INCLUDING WITHOUT LIMITATION, RIGHTS OF PUBLICITY, INTELLECTUAL PROPERTY RIGHTS, OR DATA PROTECTION AND OTHER PRIVACY RIGHTS. YOU SHALL NOT USE THIS PRODUCT FOR ANY PROHIBITED END-USES, INCLUDING THE DEVELOPMENT OR PRODUCTION OF WEAPONS OF MASS DESTRUCTION, THE DEVELOPMENT OR PRODUCTION OF CHEMICAL OR BIOLOGICAL WEAPONS, ANY ACTIVITIES IN THE CONTEXT RELATED TO ANY NUCLEAR EXPLOSIVE OR UNSAFE NUCLEAR FUEL-CYCLE, OR IN SUPPORT OF HUMAN RIGHTS ABUSES.

IN THE EVENT OF ANY CONFLICTS BETWEEN THIS DOCUMENT AND THE APPLICABLE LAW, THE LATTER PREVAILS.

© Hangzhou Hikvision Digital Technology Co., Ltd. All rights reserved.

### 3 Activate Device

Power on after wiring, the device will automatically turn on.

\*After reconnecting the fiber optic cable to the device, please power off and then power on again.

#### Activate via SADP

##### Before You Start:

- Get the SADP software from the technical support or the official website <http://www.hikvision.com/>, and install the SADP according to the prompts.
- The device and the PC that runs the SADP tool should belong to the same subnet. The default IP address of the device is 192.0.0.64.

##### Steps:

1. Run the SADP software and search the online devices.
2. Find and select your device in online device list.
3. Input new password (admin password) and confirm the password.



**STRONG PASSWORD RECOMMENDED**-We highly recommend you create a strong password of your own choosing (using a minimum of 8 characters, including upper case letters, lower case letters, numbers, and special characters) in order to increase the security of your product. And we recommend you reset your password regularly, especially in the high security system, resetting the password monthly or weekly can better protect your product.

4. Click Activate to start activation.

Status of the device becomes Active after successful activation.

#### Activate via local client

##### Before You Start:

Get the client software from the technical support, and install the client according to the prompts.

##### Steps:

1. Run the client software and double click Add Device.
2. Input the default IP address: 192.0.0.64 and click Add.
3. Find your device IP in the left list, and double click to enter the device.
4. Input new password (admin password) and confirm the password.



**STRONG PASSWORD RECOMMENDED**-We highly recommend you create a strong password of your own choosing (using a minimum of 8 characters, including upper case letters, lower case letters, numbers, and special characters) in order to increase the security of your product. And we recommend you reset your password regularly, especially in the high security system, resetting the password monthly or weekly can better protect your product.

For more instructions, please refer to the user manual.



These clauses apply only to the products bearing the corresponding mark or information.

#### EU/UK Compliance Statement



This product and - if applicable - the supplied accessories too are marked with "CE" and comply therefore with the applicable harmonized European standards listed under the Directive 2014/30/EU (EMCD) and Directive 2011/65/EU (RoHS).

Note: The products with the input voltage of within 50 to 1000 VAC or 75 to 1500 VDC comply with Directive 2014/35/EU (LVD), and the rest products comply with Directive 2001/95/EC (GPSD). Please check the specific power supply information for reference. The full text of the EU declaration of conformity is available at the following internet address: <https://www.hikvision.com/en/support/compliance/declaration-of-conformity>.



This product and - if applicable - the supplied accessories too are marked with "UKCA" and comply therefore with the following directives: Electromagnetic Compatibility Regulations 2016, Electrical Equipment (Safety) Regulations 2016, the Restriction of

the Use of Certain Hazardous Substances in Electrical and Electronic Equipment Regulations 2012.



Directive 2012/19/EU (WEEE Directive): Products marked with this symbol cannot be disposed of as unsorted municipal waste in the European Union. For proper recycling, return this product to your local supplier upon the purchase of equivalent new equipment, or

dispose of it at designated collection points. For more information see: [www.recyclethis.info](http://www.recyclethis.info).

According to the Waste Electrical and Electronic Equipment Regulations 2013: Products marked with this symbol cannot be disposed of as unsorted municipal waste in the United Kingdom. For proper recycling, return this product to your local supplier upon the purchase of equivalent new equipment, or dispose of it at designated collection points. For more information see: [www.recyclethis.info](http://www.recyclethis.info).



Regulation (EU) 2023/1542 (Battery Regulation): This product contains a battery and it is in conformity with the Regulation (EU) 2023/1542. The battery cannot be disposed of as unsorted municipal waste in the European Union. See the product documentation for specific battery

information. The battery is marked with this symbol, which may include lettering to indicate cadmium (Cd), or lead (Pb). For proper recycling, return the battery to your supplier or to a designated collection point. For more information see: [www.recyclethis.info](http://www.recyclethis.info).

According to the Batteries and Accumulators (Placing on the Market) Regulations 2008 and the Waste Batteries and Accumulators Regulations 2009: This product contains a battery that cannot be disposed of as unsorted municipal waste in the United Kingdom. See the product documentation for specific battery information. The battery is marked with this symbol, which may include lettering to indicate cadmium (Cd), lead (Pb), or mercury (Hg). For proper recycling, return the battery to your supplier or to a designated collection point. For more information see: [www.recyclethis.info](http://www.recyclethis.info).

#### Industry Canada ICES-003 Compliance

This device meets the CAN ICES-003 (B) / NMB-003 (B) standards requirements.

#### Conformité Industrie Canada ICES-003

Cette appareil répond aux exigences des normes CAN ICES-003 (B) / NMB-003 (B).

#### KC

B급 기기: 이 기기는 가정용(B급) 전자파적합기기로서 주로 가정에서 사용하는 것을 목적으로 하며, 모든 지역에서 사용할 수 있습니다.

### Specification

		Vibration Fiber Optical Sensing Terminal		
Parameter		2 km Device	5 km Device	10 km Device
Basic Parameter	Fiber Type	Single mode (ITU-T G.652D)		
	Channel	2		
	Single-Channel Detection Range	2 km	5 km	10 km
	Positioning Accuracy	±5 m		
	Frequency Response	10 Hz to 5 kHz		
	Unit	≤200 per channel	≤500 per channel	≤1000 per channel
	Alarm Response Time	≤2 s		
Function	Alarm Trigger	Intrusion alarm, fiber cut alarm, tampering alarm		
	LED Indicator	Power indicator light, status indicator light		
	Buzzer	Stay buzzing for tampering alarm		
	Switch	Rocker switch for power		
Communication	Communication Method	Wired communication		
Interface	Fiber Interface	2 FC/APC fiber interfaces		
	Power Interface	1 power input interface with 100 to 240 VAC power input		
	Function Interface	1 1000 M network interface, 1 RS-232 interface, 1 RS-485 interface, 2 USB 3.0 interfaces, 1 3.5 mm audio interface		
	Alarm Out	1 relay interface		
General	Material	Metal		
	Power	100 to 240 VAC, 50/60 Hz, 1.4 A		
	Color	Black		
	Power Consumption	< 60 W		
	Laser Classification	Class 1		
	Operating Temperature	-15 °C to 55 °C (5 °F to 131 °F)		
	Operating Humidity	0 to 93% (±2%)		
	Dimension	67 mm × 483 mm × 443.5 mm (2.63" × 19.02" × 17.46")		
	Package Dimension	186 mm × 600 mm × 580 mm (7.32" × 23.62" × 22.83")		
	With Package Weight	Approx. 10.5 kg (23.15 lb.)		
	Weight	Approx. 8.2 kg (18.08 lb.)		