

| | | | | | |
|-------------------------|---|-----------------|------|--------------|------------|
| Title: | AX Home Series – Configuring Cellular Communication Parameters (SIM/APN Settings) | Version: | V1.0 | Date: | 2025-04-23 |
| Product: | AX Home - DS-PA201PS-32WA | | | Page: | 1 of 5 |
| Action Required: | Information Only | | | | |

AX Home Series – Configuring Cellular Communication Parameters (SIM/APN Settings).

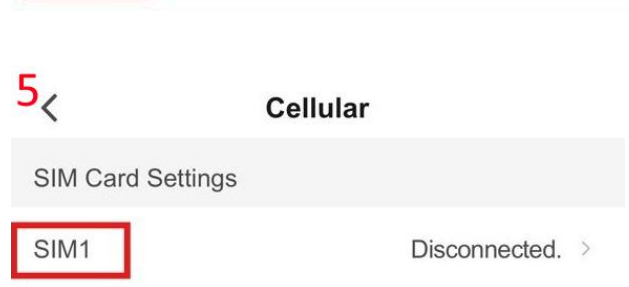
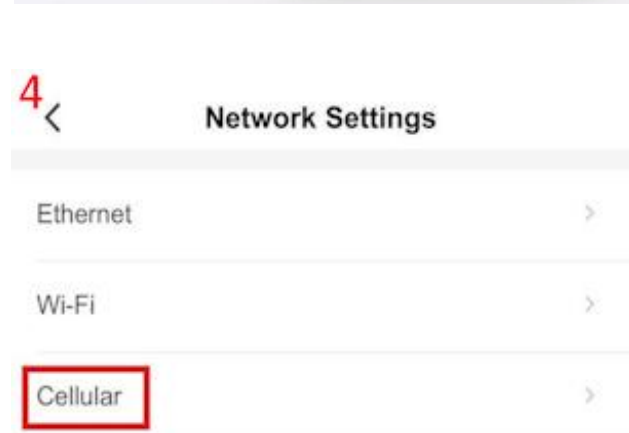
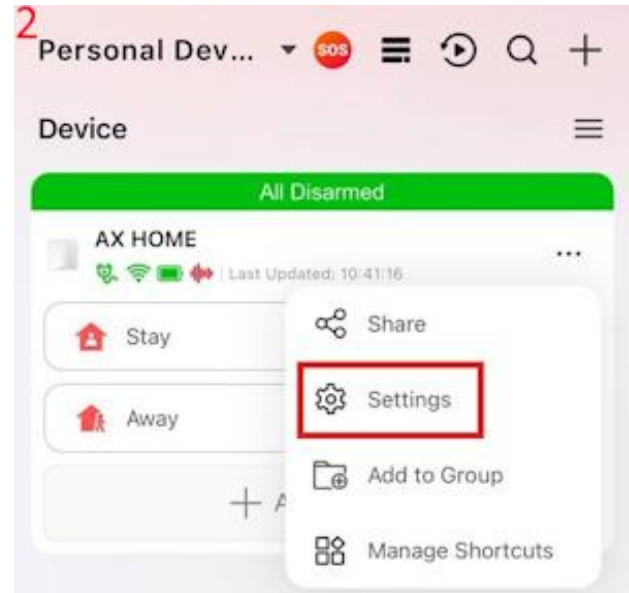
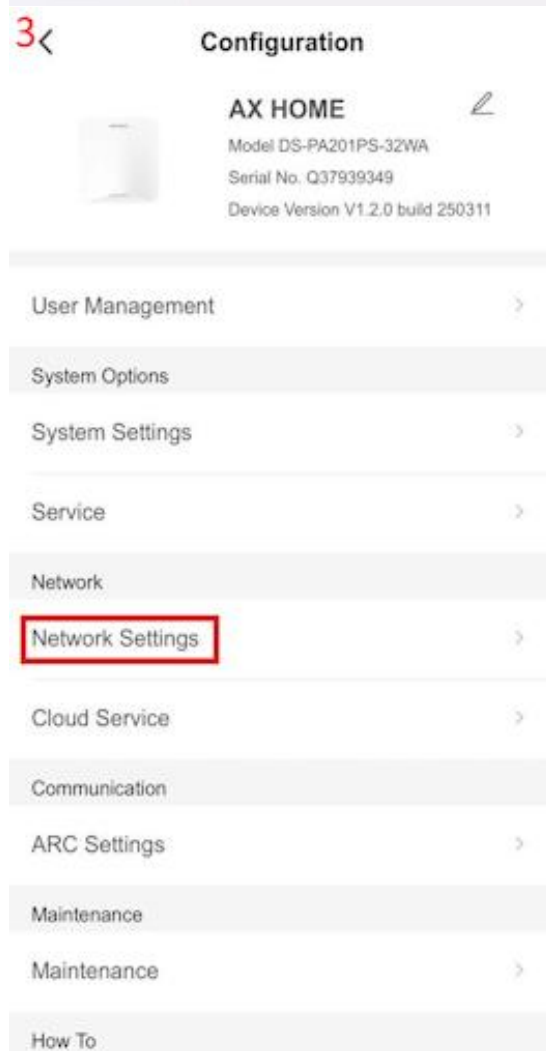
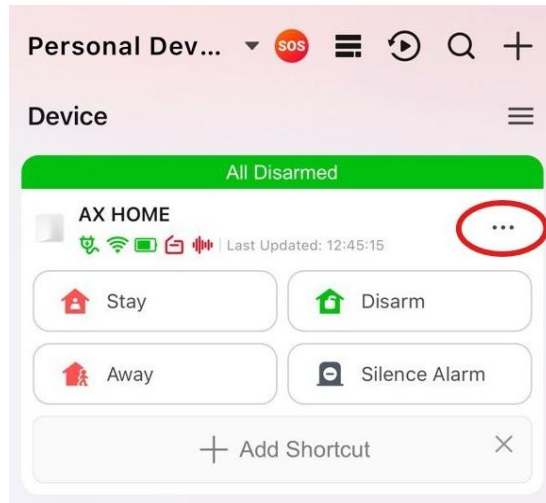
The AX Home Series alarm systems use SIM card communication **only as a backup** method and not as the primary network connection. Primary communication should be established via Ethernet or Wi-Fi. The SIM card serves to maintain connectivity in case of primary network outages.

The control panel model **DS-PA201PS-32WA** supports communication over **4G LTE**.

To access SIM card parameters:

1. Log in to the Hik-Connect app.
2. Navigate to the Settings of the AX home system
3. Tap on Network Settings.
4. Choose Cellular.
5. Select SIM1 to access configuration options.

| | | | | | |
|-------------------------|---|-----------------|------|--------------|------------|
| Title: | AX Home Series – Configuring Cellular Communication Parameters (SIM/APN Settings) | Version: | V1.0 | Date: | 2025-04-23 |
| Product: | AX Home - DS-PA201PS-32WA | | | Page: | 2 of 5 |
| Action Required: | Information Only | | | | |



| | | | | | |
|-------------------------|---|-----------------|------|--------------|------------|
| Title: | AX Home Series – Configuring Cellular Communication Parameters (SIM/APN Settings) | Version: | V1.0 | Date: | 2025-04-23 |
| Product: | AX Home - DS-PA201PS-32WA | | | Page: | 3 of 5 |
| Action Required: | Information Only | | | | |

Configuring Cellular Data Network Parameters

To set up the cellular data network for the AX Home Series alarm system:

<
SIM1

Enable Cellular

Network Parameters

Access Number

For accessing private network, you need to enter the accessing number.

User Name

Password 🗨

APN

PIN 🗨

Data Limit

Enable

* Used Traffic This Month (M) 0.0

* Traffic Threshold

Save

| | | | | | |
|-------------------------|---|-----------------|------|--------------|------------|
| Title: | AX Home Series – Configuring Cellular Communication Parameters (SIM/APN Settings) | Version: | V1.0 | Date: | 2025-04-23 |
| Product: | AX Home - DS-PA201PS-32WA | | | Page: | 4 of 5 |
| Action Required: | Information Only | | | | |

Enable Cellular: Activate the cellular feature to allow cellular communication.

- Set the Cellular Data Network Parameters:

Access Number: Input the operator dialing number.

Note: This field is only required for private network SIM cards. For public carriers (Bell, TELUS, Rogers, Fido, Fizz, etc.), this can typically be left blank.

User Name: Enter the username provided by your network carrier. If not specified, leave this field blank.

Access Password: Input the password associated with your SIM card, as provided by your carrier. If not specified, leave this field blank.

APN (Access Point Name): Enter the APN information obtained from your network carrier.

PIN Code: If your SIM card is secured with a PIN, enter it here. Otherwise, leave this field blank.

- **Data Limit Settings**

Traffic threshold: Enable this function to set a monthly data threshold. If data usage exceeds the configured limit, an alarm will be triggered and notifications will be sent to the alarm center and mobile client.

Used traffic This Month: This field displays the accumulated data usage for the current month.

Save Settings: After configuring all parameters, click "Save" to apply the settings.

If the configuration is correct, you will see the **SIM card status change to “Connected”**, confirming successful network access.

| | | | | | |
|-------------------------|---|-----------------|------|--------------|------------|
| Title: | AX Home Series – Configuring Cellular Communication Parameters (SIM/APN Settings) | Version: | V1.0 | Date: | 2025-04-23 |
| Product: | AX Home - DS-PA201PS-32WA | | | Page: | 5 of 5 |
| Action Required: | Information Only | | | | |

APN Reference List for Major Canadian Carriers

Below is a reference list of APN settings for major Canadian carriers. Please note that these settings are subject to change, and it's recommended to verify with your carrier for the most current information.

Bell Mobility / Solo Mobile – pda.bell.ca

Virgin Mobile Canada – pda.bell.ca

TELUS Mobility – sp.telus.com

Koodo Mobile – sp.koodo.com

Rogers – Internet: internet.com

Fido – Internet: internet.fido.ca

PC Mobile (President's Choice) / Public Mobile – sp.mb.com

Fizz – media.videotron