

**DS-K3B530X  
Pro Swing Barriers**

The DS-K3B530X series swing barrier with 14 pairs of IR lights is designed to detect unauthorized entrance or exit. By adopting the swing barrier integratedly with the access control system, person should authenticate to pass through the lane via presenting IC or ID card, scanning QR code, etc. It is widely used in office building, hotels, residences, etc.

- 14 pairs of IR light detectors: Permissions validation and anti-tailgating.
- LED light indicates passing direction.
- Valid passing duration settings: System will cancel the passing permission if a person does not pass through the lane within the valid passing duration.
- Support speaker and remote control keyfob optional, need to order separately.

## ▪ Specification

System	
Motor	Servo motor
MCBF	≥ 12 million times
Network	
Communication protocol	ISAPI
Wired network	10/100 Mbps self-adaptive Ethernet
Wi-Fi	For AP mode only
Interface	
Network interface	1
Lock control	2
Exit button	2
Alarm output	2
RS-485	4
RS-232	4
Wiegand	NA
Fire alarm input	1
Case input	2
Hardware	
Access controller	Supplied
Supercapacitor	Supplied
Network switch	Not supplied
Power supply for face recognition module	Supported
Keyfob	Optional
Card receiver	Optional
Capacity	
Card capacity	700,000
Event capacity	700,000
Authentication	
Card type	EM card or M1 card or Desfire card (actual corresponding card type refer to product model names).
Function	
Configuration via Web browser	Supported
Configuration via mobile Web browser	Supported
Audio prompt	Supported
AP mode	Supported
General	
Throughput	30 to 60 persons per minute The actual throughput is affected by the person passing rate and passing method.
IR light detectors	14 pairs
Lane width	For acrylic or stainless pipe: 550 mm to 1100 mm (21.65" to 43.31") For full-height door wings: Max 900mm (35.43") (Height 1.2 m, 1.4 m, 1.6 m, 1.8 m)
Barrier material	Acrylic, Stainless steel pipe, Tempered glass
Pedestal material	SUS304 stainless steel 1.5mm(0.06")

Indicator	Yes
Power	100 to 240 VAC; 50 to 60 Hz
Power consumption	55W per lane
Working temperature	-20 °C to 65 °C (-4 °F to 149 °F)
Working humidity	0% to 95% (No Condensing)
Protective level	IP34
Dimensions	With packaging: 1610 mm (63.39") × 410 mm (16.14") × 1255 mm (49.41"); Without packaging: 1500 mm (59.06") × 130 mm (5.12") × 1000 mm (39.37");
Weight	(Net) Left: 62.78 kg (138.4 lbs); Middle: 83.580 kg (184.26 lbs); Right: 67.010 kg (142.73 lbs); (Rough) Left: 101.18 kg (223.06 lbs); Middle: 120.690 kg (266.08 lbs); Right: 104.120 kg (229.55 lbs);
Approval	CE/CE-LVD/CB/RoHS/REACH/WEEE

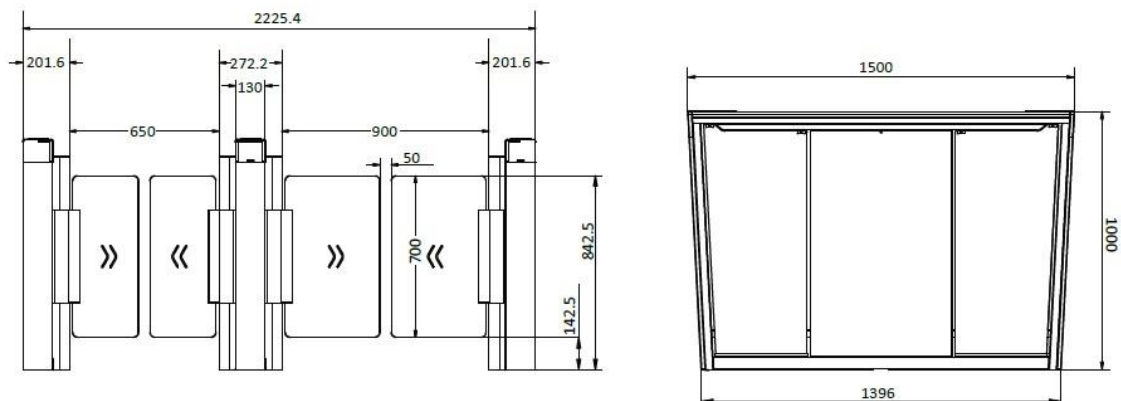
### ▪ Note

The main element of the turnstile is stainless steel, which is rust less (antioxidant) and corrosion resistant (The anti-corrosion ability in the medium of acid, alkali, and salt). In order to keep the stainless steel from being oxidized or corroded, you should clean and care the turnstile surface periodically.

#### The instructions and tips for maintaining the turnstile are as follows:













1. Select different stainless steel types according to the variety of the environments. You can select 304 stainless steel for common circumstances and 316 stainless steel for the scenarios of seaside and chemical plants.
2. Keep the device surface clean and dry.
3. Use non-woven cloth and ethyl alcohol to clean the dirt on the device surface.
4. Use sourcing pad (do not use mesh cleaning ball) to clean the rust on the device surface by following the wire drawing on the stainless steel. And then use non-woven cloth and stainless steel cleaner to wipe the device surface.
5. Clean and maintain the device by using non-woven cloth and stainless steel cleaner periodically. It is suggested to clean the device every month in common circumstances and every week for severe environments (seaside and chemical plants for instance).

### ▪ Dimension



### ▪ Accessory

### ▪ Optional

<p><b>DS-K7R05-868</b></p>	<p><b>DS-K7R05-433</b></p>	<p><b>DS-KEB01-RK/Mod ular</b></p>	<p><b>DS-KER02X</b></p>	<p><b>DS-KER01X</b></p>
				
<p><b>DS-KSD55-M</b></p>	<p><b>DS-K7R83X</b></p>	<p><b>DS-KSD55-P</b></p>	<p><b>DS-K7B01</b></p>	<p><b>DS-K7R01-868</b></p>
				
<p><b>DS-K7R01-433</b></p>	<p><b>DS-KSM01/B530</b></p>			
				

# See Far, Go Further



[www.hikvision.com](http://www.hikvision.com)  
[support@hikvision.com](mailto:support@hikvision.com)

